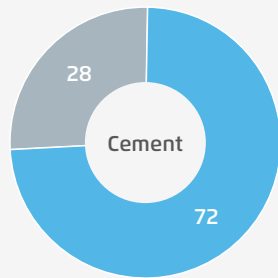
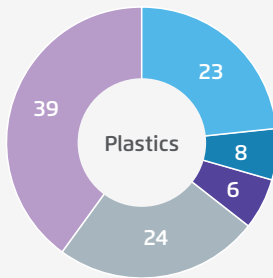
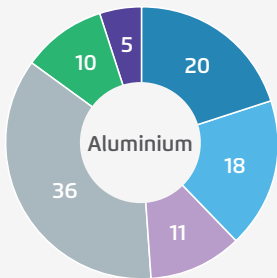
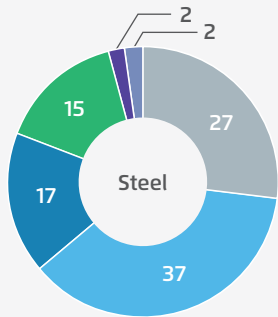


Energy-intensive materials use in key end use sectors for 2020, 2021 and 2022 (EU-27)

→ Fig. 3

Data in percent [%]



- Buildings and infrastructure
- Automotive
- Mechanical engineering (incl. machinery and equipment)
- Domestic appliances
- Other transport (incl. ships and rolling stock)
- Packaging
- Other